



Vancouver (Numeric) Referencing

Assistant Prof. Dr.

Abdalbasit A. Fatihallah

Department of Prosthodontics

College of Dentistry/Baghdad University

OUTLINES

- Introduction.
- **Book reference citation.**
- **Chapter in an edited book citation.**
- **Journal article citation.**
- **Web page citation.**
- **Adding Vancouver style to Microsoft word.**
- **Generating a references data base.**

Introduction:

- **Citing**

Whenever you refer to another author's work in your work you must cite your source by inserting a number in your text.

- **Referencing**

At the end of your work, under the heading **References**, write a full description of each source you have cited, listing them in numerical order.

Introduction:

Where to put the reference number within the text?

To cite a source using the Vancouver style, insert a number into your text in round brackets.

Write the number after punctuation marks such as full stops and commas or before colons (:) and semi-colons(;).

Introduction:

WHEN TO QUOTE?

- it is usually best to paraphrase or summarize information from other sources rather than to directly quote it, as this demonstrates your understanding of the information and your ability to apply it to your own work.
- When you are quoting another person word for word, you should distinguish their words from your own writing. Enclose the writer's words in double "quotation marks" within your sentence.

Introduction:

GENERAL TIPS:

- **Write the first author's last name first and then his/her initials. If there are six or less authors, include all their names and their initials.**
- **If there are more than six authors use the abbreviation et al. meaning 'and others' after the sixth author's name.**

Introduction:

GENERAL TIPS:

➤ **Capitalize the first letter of the following:**

- 1. Author's last name and each initial.**
- 2. The publication title.**
- 3. All main words in the title of a journal.**
- 4. A place name and publisher.**

➤ **Abbreviate all mentions of calendar months to the first three letters e.g. Jun, Aug, Sep.**

Book reference citations:

You need to include the following information:

Author(s). Book title. Place: Publisher; year.

Example:

Abel R. The eye care revolution: prevent and reverse common vision problems. New York: Kensington Books; 2004.

Book reference citation

If the book is in its second edition or beyond, you also need to include this information in the reference:

Everett A. Materials. 5th ed. Harlow: Longman; 1994.

CHAPTER IN AN EDITED BOOK

Edited books contain collections of chapters which are written by different authors and collated by an editor or editors. To reference a chapter in an edited book you need to record the following details:

Chapter Author(s). Title of chapter. In: Book Editor(s). Book title. Place: Publisher; year. Chapter page numbers.

Cooke DJ, Philip L. To treat or not to treat? An empirical perspective. In: Hollin CR, editor. Handbook of offender assessment and treatment. Chichester: Wiley; 2001. p. 3-15.

TIPS

Include the author of the chapter and the editor of the book.

Write the word **In:** before the editor's name to indicate that the reference is a chapter in this book.

Write the page numbers of the chapter preceded by **p.**

JOURNAL ARTICLE

To cite a journal article you will need to record the following information:

Author(s). Article title. Journal Title. Year; volume: pages.

Akkad A, Jackson C, Kenyon S, Dixon-Woods M, Taub N, Habiba M. Patients' perceptions of written consent: questionnaire study. **BMJ**. 2006;333:528-9.

TIPS

Official abbreviations for medical journal titles can be found in PubMed's Journals Database.

Also include the month of publication and the issue number, if every issue of the journal starts at page 1. For example:

2014 Dec 15;26(4):152-7.

Include the page numbers of the article at the end of the citation **not preceded by p.**

ELECTRONIC JOURNAL ARTICLE

If the electronic journal article is also available in paper format and if the layout, page numbers, text and images are exactly the same, you can just reference it as you would a print journal article.

ELECTRONIC JOURNAL ARTICLE

For a journal article which is only available online or differs from its print version you will need to include the date when you found it and the internet address:

Author(s). Article title. **Journal Title.** Year; volume: page numbers [**accessed day Month year**].

Available from: URL.

Merchant AT, Mahshid D, Behnke-Cook D, Anand SS. Diet, physical activity, and adiposity in children in poor and rich neighbourhoods: a cross sectional comparison. **Nutr J.** 2007;6:25-30 [**accessed 10 Jul 2008**]. Web Page URL.

WEB PAGE:

For a web page (**that is not an electronic journal**) you should record the following information in the reference:

Author or Organisation (if available). Title of web page. Place: Publisher; year (if available) [accessed day Month year]. Available from: URI.

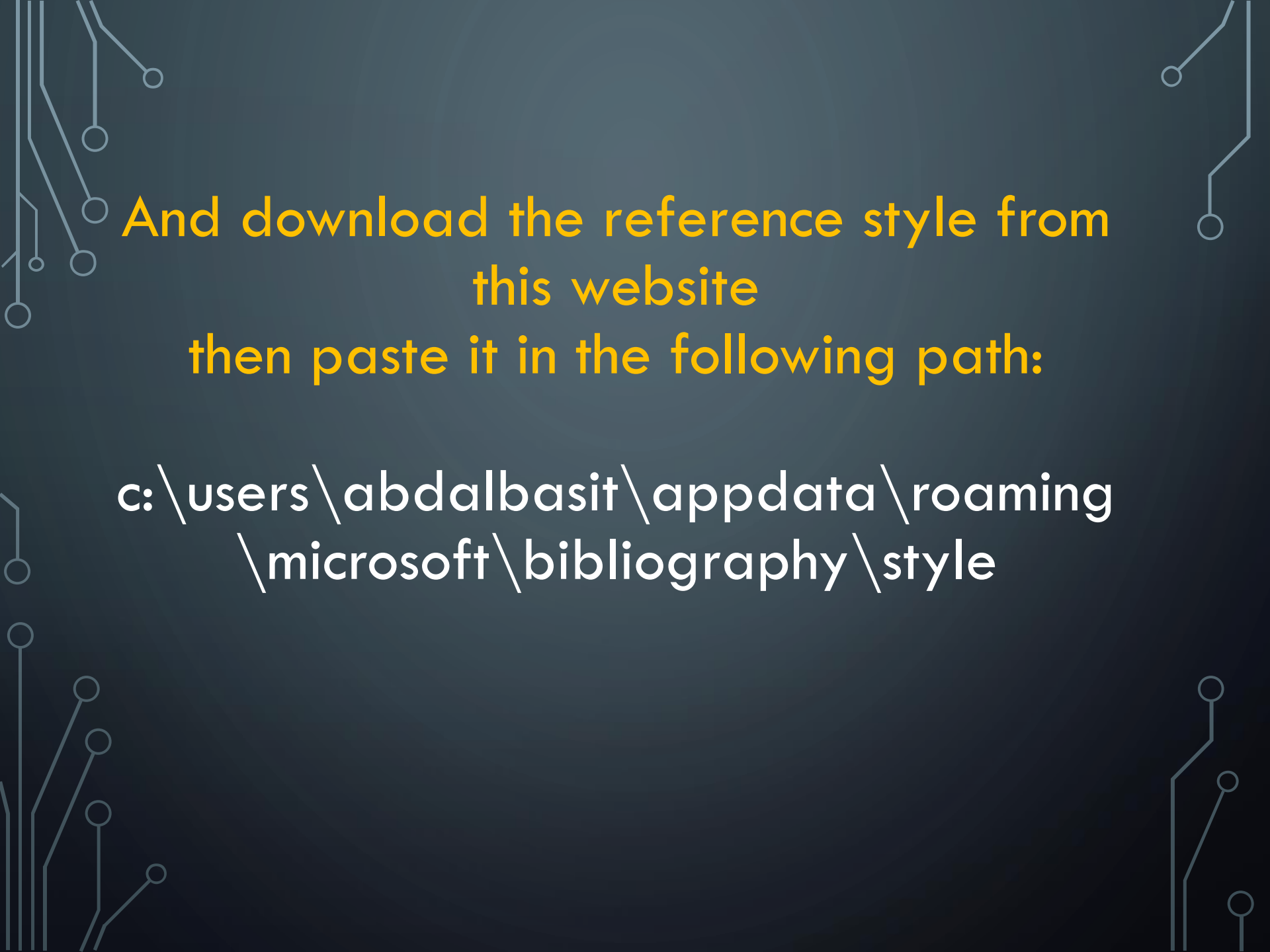
Lane C, Wilkinson F, Littek W, Heisig U, Browne J, Burchell B, et al.
The future of professionalized work: UK and Germany compared.
London: Anglo-German Foundation for the Study of Industrial Society; **2003** [accessed 11 Jul 2008]. **Web Page URL.**

The background is a dark blue gradient. In the four corners, there are decorative white lines that resemble a circuit board or a network diagram, with small circles at the end of the lines.

How to insert Vancouver
reference style in reference
tab available in Microsoft
word 2007,2010, 2013?

First of all we need to download the new Vancouver reference style by writing the following address at the go address bar in any internet browser

<http://bibword.Codeplex.Com/releases/view/19772>

The background is a dark blue gradient with decorative white circuit-like lines in the corners. These lines consist of straight segments connected by small circles, resembling a network or data flow diagram.

And download the reference style from
this website
then paste it in the following path:

c:\users\abdalbasit\appdata\roaming
\microsoft\bibliography\style

BibWord

Microsoft Word Citation and Bibliography Styles

- HOME
- SOURCE CODE
- DOWNLOADS**
- DOCUMENTATION
- DISCUSSIONS
- ISSUE TRACKER
- PEOPLE
- LICENSE

Subscribe

Vancouver style

Rating: ★★★★★ Based on 3 ratings	Released: Nov 23, 2008
Reviewed: 2 reviews	Updated: Apr 1, 2013 by Yves
Downloads: 15414	Dev status: Stable ?

OTHER DOWNLOADS

- Released | Planned
- BibWord v.2.9
Apr 1, 2013, Stable
 - * BibWord styles
Apr 1, 2013, Stable
★★★★★
 - APA with DOI - Proof of Concept
Apr 22, 2010, Stable
★★★★☆
 - Chicago v2
Jan 6, 2010, Stable

RECOMMENDED DOWNLOAD

 Vancouver
source code, 149K, uploaded Apr 1 - 15414 downloads

RELEASE NOTES

Description

Implementation of the Vancouver reference style. This style uses numeric in-text citations based on the order of the first appearance of a source in the text.



The following sources contain more information on the formatting guidelines of the Vancouver style:

<http://www.library.ubc.ca/training/citation/vancouver.pdf>

Release notifications
[Sign in](#) to display notification settings.

A decorative background featuring a light blue circuit board pattern with various lines and circular nodes, primarily visible in the corners and along the edges of the dark blue background.

How to generate a
references data base by
using *Microsoft word*?

Table of Contents

Table of Contents

Footnotes

Citations & Bibliography

Captions

Index

Table of Authorities



Go to References

Table of Contents

Footnotes

Citations & Bibliography

Table of Authorities

Index

Table of Authorities

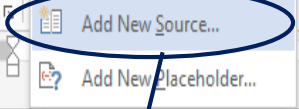
- Style: Vancouver
- Chicago
 - Sixteenth Edition
 - GB7714
 - 2005
 - GOST - Name Sort
 - 2003
 - GOST - Title Sort
 - 2003
 - Harvard - Anglia
 - 2008
 - IEEE
 - 2006
 - ISO 690 - First Element and Date
 - 1987
 - ISO 690 - Numerical Reference
 - 1987
 - MLA
 - Seventh Edition
 - SIST02
 - 2003
 - Turabian
 - Sixth Edition
 - Vancouver
 - First Edition

C:\Users\al\dalbasit\A

graphy\Style

Go to Style

Table of Contents, Add Text, Update Table, Insert Endnote, Next Footnote, Show Notes, Manage Sources, Style: Vancouver, Bibliography, Insert Citation, Add New Source..., Add New Placeholder..., Insert Table of Figures, Update Table, Cross-reference, Insert Index, Update Index, Insert Table of Authorities, Update Table



C:\Users\abdalbasit\AppData\Roaming\Microsoft\Bibliography\Style

Add New Source

Taskbar with icons for Internet Explorer, File Explorer, Calculator, Microsoft Edge, Google Chrome, Photoshop, WhatsApp, VLC, and Word. System tray shows date and time: 7:23 PM 12/30/2014.

Microsoft Word ribbon: FILE, HOME, INSERT, DESIGN, PAGE LAYOUT, REFERENCES, MAILINGS, REVIEW, VIEW, SMARTEDIT, CITAVI.

REFERENCES ribbon options:

- Table of Contents: Add Text, Update Table
- Footnotes: Insert Footnote, Next Footnote, Show Notes
- Citations & Bibliography: Manage Sources, Style: Vancouver, Bibliography
- Captions: Insert Table of Figures, Update Table, Cross-reference
- Index: Insert Index, Update Index
- Table of Authorities: Insert Table of Authorities, Update Table

Create Source

Type of Source: **Journal Article** (circled in blue) | Language: Default

Bibliography Fields for Vancouver

Author: [] [Edit]
 Corporate Author []

Title: []

Journal Name: []

Year: []

Month: []

Volume: []

Issue: []

Show All Bibliography Fields

Tag name: Placeholder1

[OK] [Cancel]

For ex: Journal Article

Table of Contents, Add Text, Update Table, Insert Endnote, Next Footnote, Show Notes, Manage Sources, Style: Vancouver, Bibliography, Insert Citation, Insert Table of Figures, Update Table, Cross-reference, Insert Index, Update Index, Mark Entry, Insert Table of Authorities, Update Table, Mark Citation

Create Source

Type of Source: **Book Section** Language: Default

Bibliography Fields for Vancouver

Author [] Edit

Corporate Author []

Title []

Book Author [] Edit

Book Title []

Year []

Pages []

City []

Publisher []

Editor [] Edit

Show All Bibliography Fields

Tag name []

Placeholder []

OK Cancel

Book Section

Table of Contents

Table of Contents

Footnotes

Insert Footnote

Insert Endnote

Next Footnote

Show Notes

Citations & Bibliography

Insert Citation

Manage Sources

Style: Vancouver

Bibliography

Captions

Insert Caption

Insert Table of Figures

Update Table

Cross-reference

Index

Mark Entry

Insert Index

Update Index

Table of Authorities

Mark Citation

Insert Table of Authorities

Update Table

Create Source

Type of Source: **Book** Language: Default

Bibliography Fields for Vancouver

Author [] Edit

Corporate Author []

Title []

Year []

City []

Publisher []

Editor [] Edit

Edition []

Show All Bibliography Fields

Tag name Placeholder1

OK Cancel

Book

FILE HOME INSERT DESIGN PAGE LAYOUT REFERENCES MAILINGS REVIEW VIEW SMARTEDIT CITAVI

Table of Contents Update Table Add Text Update Table

Table of Contents

Insert Footnote

AB¹ Insert Endnote

AB¹ Next Footnote

Show Notes

Footnotes

Insert Citation

Manage Sources

Style: Vancouver

Fibliography

Insert Table of Figures

Update Table

Insert Caption

Cross-reference

Insert Index

Update Index

Mark Entry

Insert Table of Authorities

Update Table

Mark Citation

Index

Table of Authorities

Tanaka S, Takaba M, Ishiura Y, Kamimura E, Baba K

A 3-year follow-up of ceria-stabilized zirconia/alumina nanocomposite (Ce-TZP/A) frameworks for fixed dental prostheses, (2014)

Add New Source...

Add New Placeholder...

study. The

were evaluated at baseline and

fracture and loss of retention,

secondary caries, and marginal integrity, were recorded. The biologic outcome was judged by comparing the pre-treatment and post-treatment bleeding on probing (BOP), and probing pocket depth (PPD) of the abutment teeth. Radiographic examination was also performed at 12, 24 and 36 months.

RESULTS:

The mean observation period was 35.9±5.5 months. During this period, one abutment tooth was extracted due to root fracture and the survival rate was 95.2%. No significant change in BOP, PPD, and radiographic image was found during the 36-month follow-up period.

CONCLUSION:

Within the limitations of this study, Ce-TZP/A was found to provide sufficient stability as a framework material in all regions. Special attention, however, must be paid to designing framework that provides sufficient support for the veneer. Furthermore, studies with longer observation periods and more patients are needed.

After adding the reference, we can insert it into the text

FILE

HOME

INSERT

DESIGN

PAGE LAYOUT

REFERENCES

MAILINGS

REVIEW

VIEW

SMARTEDIT

CITAVI

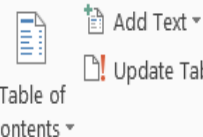


Table of Contents

Add Text

Update Table

AB¹Insert
Footnote

Insert Endnote

Next Footnote

Show Notes

Footnotes



Tanaka S, Takaba M, Ishiura Y, Kamimura E, Baba K

A 3-year follow-up of ceria-stabilized zirconia/alumina nanocomposite (Ce-TZP/A) frameworks for fixed dental prostheses, (2014)

Add New Source...

Add New Placeholder...

Manage Sources

Style: Vancouver

Bibliography



Caption

Insert Table of Figures

Update Table

Cross-reference



Insert Index

Update Index

Index



Insert Table of Authorities

Update Table

Table of Authorities

M

F

fix

at

study. The were evaluated at baseline and fracture and loss of retention, secondary caries, and marginal integrity, were recorded. The biologic outcome was judged by comparing the pre-treatment and post-treatment bleeding on probing (BOP), and probing pocket depth (PPD) of the abutment teeth. Radiographic examination was also performed at 12, 24 and 36 months.

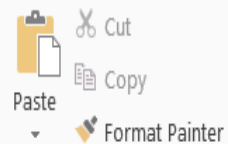
RESULTS:

The mean observation period was 35.9±5.5 months. During this period, one abutment tooth was extracted due to root fracture and the survival rate was 95.2%. No significant change in BOP, PPD, and radiographic image was found during the 36-month follow-up period.

CONCLUSION:

Within the limitations of this study, Ce-TZP/A was found to provide sufficient stability as a framework material in all regions. Special attention, however, must be paid to designing framework that provides sufficient support for the veneer. Furthermore, studies with longer observation periods and more patients are needed.





Clipboard

Arial 10

B *I* U abc x₂ x² A a

Font



Paragraph

AaBbCcDdE

AaBbCcDdE

AaBbCcI

AaBbCcDd

AaBbCcI

1 Normal

1 No Spaci...

Heading 1

Heading 2

Heading 3

Styles

Find

Replace

Select

Editing

Zirconia/alumina nanocomposite stabilized with cerium oxide (Ce-TZP/A) shows significantly higher mechanical strength than yttrium-oxide-partially-stabilized zirconia (Y-TZP) and allows post-sintered machining that does not require any subsequent treatment. The aim of this prospective study was to assess the clinical performance of veneered Ce-TZP/A frameworks for fixed dental prostheses. (1)

Fifteen patients with 22 Ce-TZP/A fixed prostheses were included in this study. The fixed dental prostheses were cemented with resin cement (baseline) and were evaluated at baseline and at 1, 6, 12, 24 and 36 months after cementation. Clinical events, including fracture and loss of retention, secondary caries, and marginal integrity, were recorded. The biologic outcome was judged by comparing the pre-treatment and post-treatment bleeding on probing (BOP), (2) and probing pocket depth (PPD) of the abutment teeth. Radiographic examination was also performed at 12, 24 and 36 months.

The mean observation period was 35.9±5.5 months. During this period, one abutment tooth was extracted due to root fracture and the survival rate was 95.2%. No significant change in BOP, PPD, and radiographic image was found during the 36-month follow-up period. (3) (4) (5)

Within the limitations of this study, Ce-TZP/A was found to provide sufficient stability as a framework material in all regions. Special attention, however, must be paid to designing framework that provides sufficient support for the veneer. Furthermore, studies with longer observation periods and more patients are needed. (6)

Bibliography

1. Tanaka S TMIYKEBK. A 3-year follow-up of ceria-stabilized zirconia/alumina nanocomposite (Ce-TZP/A) frameworks for fixed dental prostheses. J Prosthodont Res. 2014 Dec; 36(1): p. 10-16.
2. A.E. Materials. 5th ed. Harlow: Longman; 1994.

Table of Contents

Footnotes

Citation

Table of Authorities

METHODS:
Fifteen patients with
fixed dental arches
at 6, 12, and 18 months
secondary to the
the pre-treatment
abutment teeth.

RESULTS:
The mean of
due to root resorption
radiographic

CONCLUSIONS:
Within the limitations
material in a
sufficient sample
are needed.

Built-In

Bibliography

1. Kramer JD. How to Write Bibliographies Chicago: Adventure Works Press; 2006.

2. Chen J. Citations and References New York: Contoso Press; 2003.

3. Haas J. Creating a Formal Publication Boston: Proseware, Inc.; 2005.

References

References

1. Kramer JD. How to Write Bibliographies Chicago: Adventure Works Press; 2006.

2. Chen J. Citations and References New York: Contoso Press; 2003.

3. Haas J. Creating a Formal Publication Boston: Proseware, Inc.; 2005.

Works Cited

Works Cited

1. Kramer JD. How to Write Bibliographies Chicago: Adventure Works Press; 2006.

2. Chen J. Citations and References New York: Contoso Press; 2003.

3. Haas J. Creating a Formal Publication Boston: Proseware, Inc.; 2005.

Insert Bibliography

Save Selection to Bibliography Gallery...

baseline and
of retention.
by comparing
(PPD) of the

was extracted
and

framework
at provides
more patients

Select Bibliography to Print the references

GRACIAS
ARIGATO
SHUKURIA
GOZAIMASHITA
EFCHARISTO
JUSPAXAR
DANKSCHEEN
TASHAKKUR ATU
VAQHANYELAY
SUKSAMA
EKHMET
TINGKI
BIYAN
SHUKRIA
THANK
YOU
BOLZIN
MERCI
GRAZIE
MEHRBANI
PALDIES
KOMAPSUMNIDA
MAAKE
LAH
SPASSIBO
SNACHAI MIYA
CHALTU
MURUKU
WAREEJA
MAHTEKA
WASALAMU
ALAMHA
ATTO
WABSI
SPASSIBO
DEYKALIN
NEHACHALITYA
INNALILLAAHI
MAHATAP
PROHJ
PAKODMP
MAHISTAI
MAHMOHCHAR
FAHRAUK
AGUYLE
GAELIHO
URASTRWNY
GAELIHO
FAHRAUK
MAHKA
TAUFARUJII
MEUAWAGSE
MAHKA